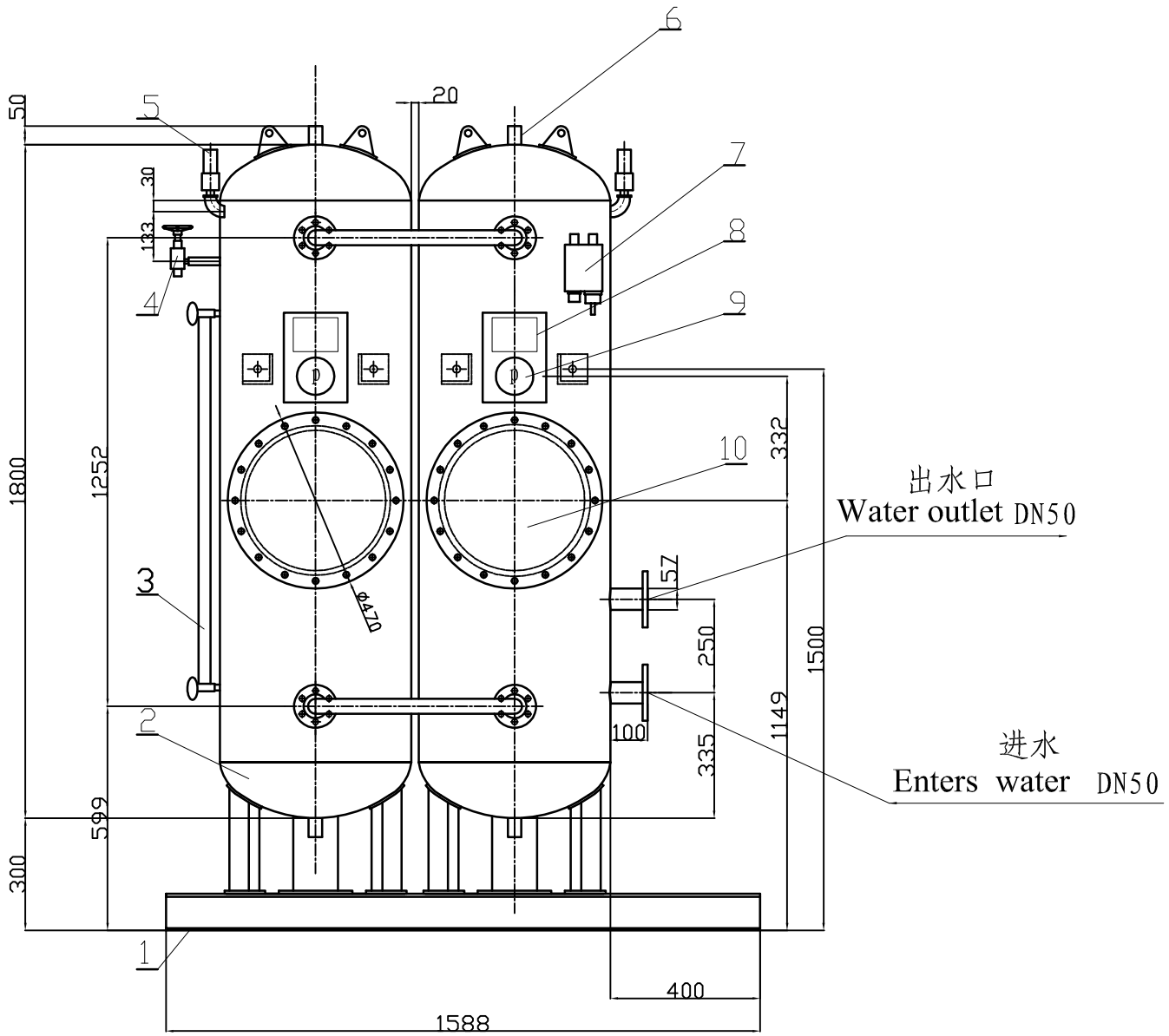

底座图
public base

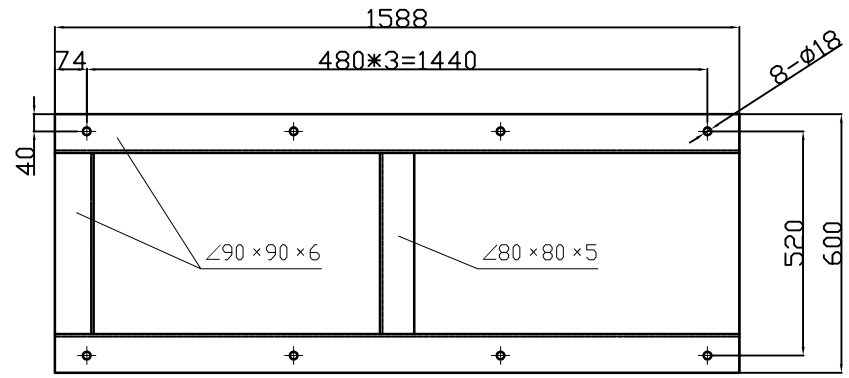

Support

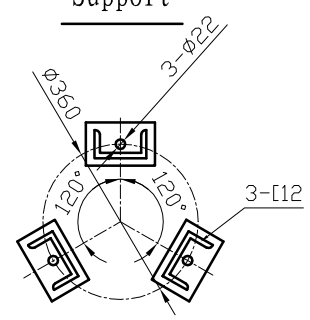

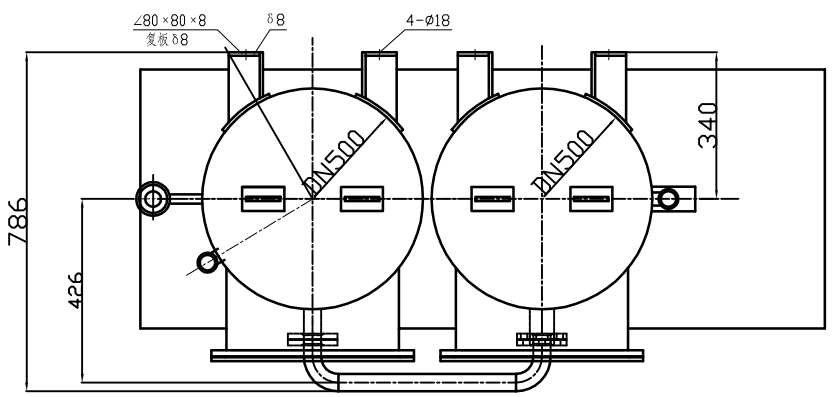

技术要求
Engineering requirements

1. 设计压力
   Design pressure 0.6MPa
   工作压力
   Working pressure 0.66MPa
2. 密性试验压力
   Test Pressure of Sealing 0.99MPa
   强度试验压力
   Test Pressure of Strength 0.825MPa
3. 各附件实际位置现场定。
   Various appendices physical location scene decides
4、主要部件材料：不锈钢
   Material of main parts:Stainlness

序号 NO.	代号 Code	名称 Name	数量 Qty.	材料 Material	重量 Wt.(kg)		附注 Remarks
10	DN375	人孔盖 Manhole lid	2	组合件 Assembly			
9	YC-100T	压力表 pressure gage		组合件 Assembly			
8		铭牌 Data plate	1	铜 Copper			
7	YPK-03-C-01	压力控制器 Pressure controller	1	组合件 Assembly			
6		1寸螺孔座 1 in Screw seat	4	Q235A			放泄 puts releases
5	A27H-10	安全阀 Safety valve	2	组合件 Assembly			
4	B40010 GB596	截止止回阀 Stop inverted valve	1	组合件 Assembly			充气阀 Gasification valve
3	ULG-1000H	液位表 Liquidometer	1	组合件 Assembly			
2		本体 δ6 body	2	组合件 Assembly			
1		公共底座 Public base	1	组合件 Assembly			

标记 Mk.	数量 Qty.	修改单号 No. of Rev	签字 Sig.	日期 Dat.
设计 Dessig.			绘图 Draw.	
校对 Proof.				
标检 Std.				
审核 Chk.				
审定 Approv.			日期 Dat.	

压力水柜
Hydrophore Tank

ZYG-0.5-00

标记 Mark	重量 Wt.(kg)	比例 Scale
共 total page	第 page	